

To pay MOE Bill (Sch/Misc Fees ) or Sch Bill ( Enrichment/School Charges).Download the AXS app in your handphone. You can pay via online- [www.axs.com.sg](http://www.axs.com.sg)

**AXS** CONSUMER CORPORATE CONTACT US

# How do you wish to make your payment?

- AXS Station**  
Over 870 AXS Stations strategically located island-wide for your payment convenience
- AXS m-Station**  
Your own AXS Station on your mobile device.
- AXS e-Station**  
Pay over the internet at the comfort of your home any time, any day.  
[Start now.](#)

HIGHLIGHTS SEARCH FOR SERVICES SEARCH FOR STATION LOCATIONS

**Pay your Condominium (MCST), Home & Student Services fees on AXS channels!**  
More convenience. More payment options.  
[Click to find out more](#)

**DRIVE THE DREAM II**  
**Don't wait! Get closer to your dream Porsche!**  
Promo ends 31 Jul 2019. T&Cs apply. [Click for details](#)

**Selfie Contest**  
Stand a chance to win **\$5100 CASH** in the weekly draws!  
Contest Period: 26 November 2018 to 31 July 2019  
T&Cs apply. [Click for details](#)

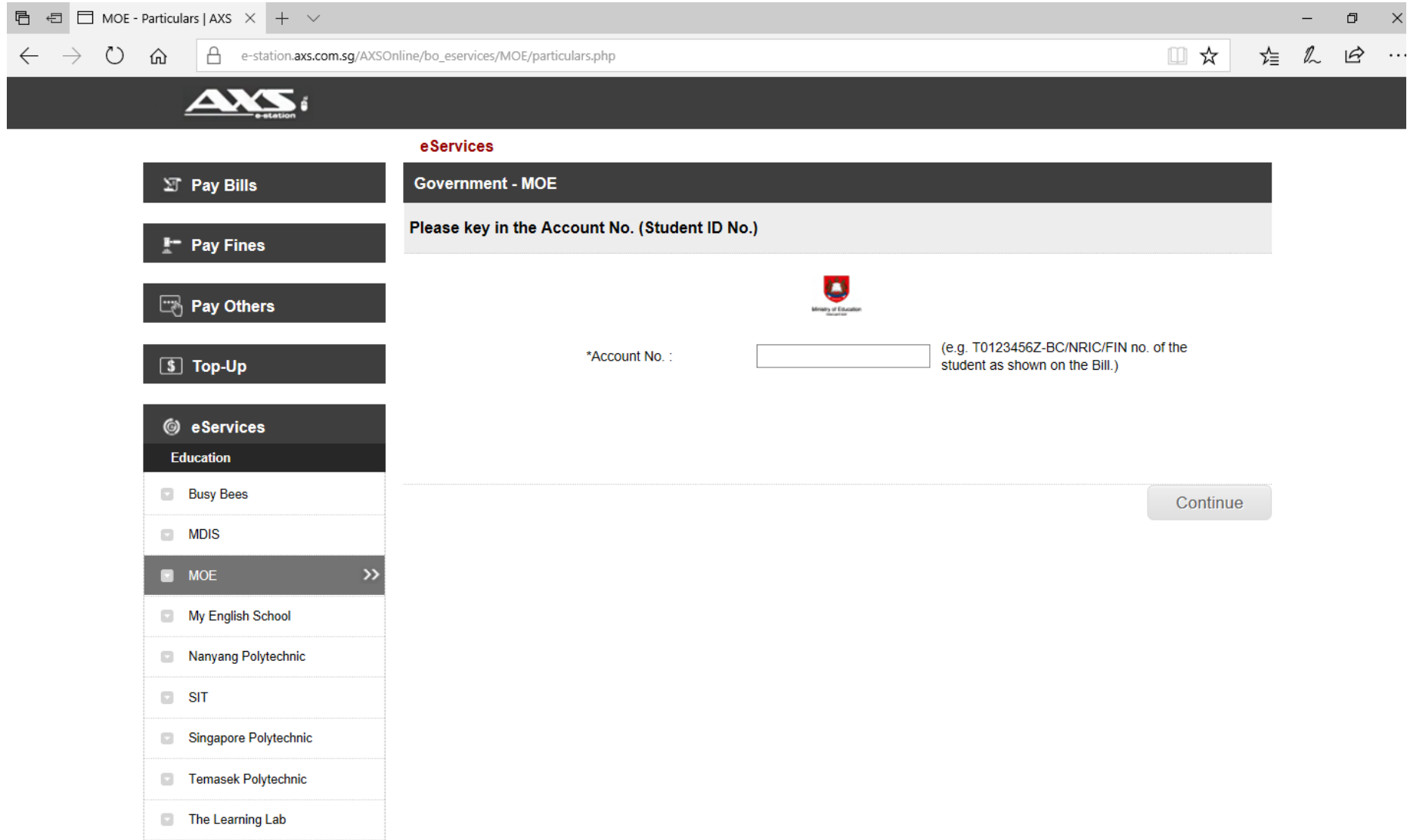
**NATIONAL PARKS**  
BBQ PIT BOOKING  
CAMPING PERMIT

**For Consumer**  
AXS Station  
AXS e-Station  
AXS m-Station

**For Business**  
AXS Network  
Business Services

**About AXS**  
Company Profile  
Milestones  
Management

## Select E-services to pay MOE/School Bills. Click MOE and key in Student ID No




The screenshot shows a web browser window with the URL `e-station.axs.com.sg/AXSOnline/bo_eservices/MOE/particulars.php`. The page features a dark header with the AXS logo. A sidebar on the left contains navigation options: Pay Bills, Pay Fines, Pay Others, Top-Up, eServices, and a list of educational institutions. The 'eServices' section is expanded to show 'Education' services, with 'MOE' selected and highlighted. The main content area is titled 'Government - MOE' and prompts the user to 'Please key in the Account No. (Student ID No.)'. Below this, the Ministry of Education logo is displayed, followed by a text input field for the account number. A 'Continue' button is located at the bottom right of the page.

**eServices**

**Government - MOE**

Please key in the Account No. (Student ID No.)

  
Ministry of Education

\*Account No. :  (e.g. T0123456Z-BC/NRIC/FIN no. of the student as shown on the Bill.)

Continue

**Pay Bills**

**Pay Fines**

**Pay Others**

**Top-Up**

**eServices**

**Education**

- Busy Bees
- MDIS
- MOE >>**
- My English School
- Nanyang Polytechnic
- SIT
- Singapore Polytechnic
- Temasek Polytechnic
- The Learning Lab



- Pay Bills
- Pay Fines
- Pay Others
- Top-Up
- eServices
  - Education
  - Busy Bees
  - MDIS
  - MOE >>
  - My English School
  - Nanyang Polytechnic
  - SIT
  - Singapore Polytechnic
  - Temasek Polytechnic
  - The Learning Lab

**eServices**

**Government - MOE**

Please select the bill(s) you wish to pay and select "Proceed to Payment"

Account No. :

Student Name:

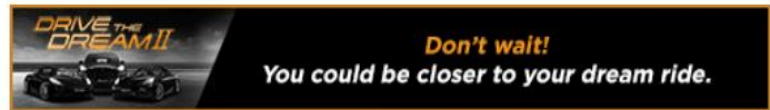
<input checked="" type="checkbox"/> Select All	Bill(s)	Balance (\$)	Amount to Pay (\$)
<input checked="" type="checkbox"/>	MOE Bill	355.00	<input type="text" value="355.00"/>
<input checked="" type="checkbox"/>	School Bill	4.00	<input type="text" value="4"/>
<b>Total no. of Bill(s) Selected:</b>		<b>2</b>	
		<b>Total Selected Amount Payable:</b>	<b>\$ 359.00</b>

Back

Confirm and Proceed to Payment



- Pay Bills
- Pay Fines
- Pay Others
- Top-Up
- eServices



### 3 easy steps to make a payment

- 1) Select Payment Category on the left panel, followed by the Billing Organisation / Fines Agency / Telco.
  - 2) Key in the information and amount.
  - 3) Confirm to make payment.
- [How it works?](#)

#### Payment Modes:



#### Credit Cards



#### Debit Cards



How it works? \_\_\_\_\_

#### Payment Summary

No items yet

No of Bills :	0
Total Amount :	\$ 0.00

Proceed to Pay